

FORM NO. MGT-7

[Pursuant to sub-Section(1) of section 92 of the Companies Act, 2013 and sub-rule (1) of rule 11of the Companies (Management and Administration) Rules, 2014]



Annual Return (other than OPCs and Small Companies)

Form language English Hindi

Refer the instruction kit for filing the form.

I. REGISTRATION AND OTHER DETAILS

(i) * Corporate Identification Number (CIN) of the company

L92419WB1989PLC046487

Pre-fill

Global Location Number (GLN) of the company

* Permanent Account Number (PAN) of the company

AABCN4597M

(ii) (a) Name of the company

NICCO PARKS & RESORTS LTD.

(b) Registered office address

JHEEL MEEL SECTOR IVSALT LAKE CITY
KOL
West Bengal
700091
India



(c) *e-mail ID of the company

rahul@niccoparks.com

(d) *Telephone number with STD code

03366285528

(e) Website

www.niccoparks.com

(iii) Date of Incorporation

17/03/1989

(iv)	Type of the Company	Category of the Company	Sub-category of the Company
	Public Company	Company limited by shares	Indian Non-Government company

(v) Whether company is having share capital

Yes

No

(vi) *Whether shares listed on recognized Stock Exchange(s)

Yes

No

(a) Details of stock exchanges where shares are listed

S. No.	Stock Exchange Name	Code
1	BSE LIMITED	1
2	THE CALCUTTA STOCK EXCHANGE LIMITED	3

(b) CIN of the Registrar and Transfer Agent

U72200WB1997PTC084977

Pre-fill

Name of the Registrar and Transfer Agent

R & D INFOTECH PRIVATE LIMITED

Registered office address of the Registrar and Transfer Agents

15/C NARESH MITRA SARANI FORMERLY BELTALA ROAD
KOLKATA

(vii) *Financial year From date (DD/MM/YYYY) To date (DD/MM/YYYY)

(viii) *Whether Annual general meeting (AGM) held Yes No

(a) If yes, date of AGM

(b) Due date of AGM

(c) Whether any extension for AGM granted

Yes No

(f) Specify the reasons for not holding the same

AGM is schedule to be held on 28.09.2022

II. PRINCIPAL BUSINESS ACTIVITIES OF THE COMPANY

*Number of business activities

S.No	Main Activity group code	Description of Main Activity group	Business Activity Code	Description of Business Activity	% of turnover of the company
1	R	Arts, entertainment and recreation	R4	Sports, amusement and recreation activities	100

III. PARTICULARS OF HOLDING, SUBSIDIARY AND ASSOCIATE COMPANIES (INCLUDING JOINT VENTURES)

*No. of Companies for which information is to be given

Pre-fill All

S.No	Name of the company	CIN / FCRN	Holding/ Subsidiary/Associate/ Joint Venture	% of shares held
1	NICCO JUBILEE PARK LIMITED	U45201WB2001PLC092842	Associate	49.99
2	NICCO PARKS LEISURE PROJEC +	U92413WB2010PTC155326	Associate	49
3	NICCO ENGINEERING SERVICES +	U74210WB2000PLC092471	Associate	31.87

IV. SHARE CAPITAL, DEBENTURES AND OTHER SECURITIES OF THE COMPANY

(i) *SHARE CAPITAL

(a) Equity share capital

Particulars	Authorised capital	Issued capital	Subscribed capital	Paid up capital
Total number of equity shares	50,000,000	46,800,000	46,800,000	46,800,000
Total amount of equity shares (in Rupees)	50,000,000	46,800,000	46,800,000	46,800,000

Number of classes

1

Class of Shares	Authorised capital	Issued capital	Subscribed capital	Paid up capital
Number of equity shares	50,000,000	46,800,000	46,800,000	46,800,000
Nominal value per share (in rupees)	1	1	1	1
Total amount of equity shares (in rupees)	50,000,000	46,800,000	46,800,000	46,800,000

(b) Preference share capital

Particulars	Authorised capital	Issued capital	Subscribed capital	Paid-up capital
Total number of preference shares	0	0	0	0
Total amount of preference shares (in rupees)	0	0	0	0

Number of classes

0

Class of shares	Authorised capital	Issued capital	Subscribed capital	Paid up capital
Number of preference shares				
Nominal value per share (in rupees)				
Total amount of preference shares (in rupees)				

(c) Unclassified share capital

Particulars	Authorised Capital
Total amount of unclassified shares	0

(d) Break-up of paid-up share capital

Class of shares	Number of shares			Total nominal amount	Total Paid-up amount	Total premium
	Physical	DEMAT	Total			
Equity shares						
At the beginning of the year	7,385,762	39,414,238	46800000	46,800,000	46,800,000	
Increase during the year	0	0	0	6,568,977	6,568,977	0
i. Public Issues	0	0	0	0	0	0
ii. Rights issue	0	0	0	0	0	0
iii. Bonus issue	0	0	0	0	0	0
iv. Private Placement/ Preferential allotment	0	0	0	0	0	0
v. ESOPs	0	0	0	0	0	0
vi. Sweat equity shares allotted	0	0	0	0	0	0
vii. Conversion of Preference share	0	0	0	0	0	0
viii. Conversion of Debentures	0	0	0	0	0	0
ix. GDRs/ADRs	0	0	0	0	0	0
x. Others, specify				6,568,977	6,568,977	
Due to Dematerialization						
Decrease during the year	0	0	0	6,568,977	6,568,977	0
i. Buy-back of shares	0	0	0	0	0	
ii. Shares forfeited	0	0	0	0	0	0
iii. Reduction of share capital	0	0	0	0	0	0
iv. Others, specify				6,568,977	6,568,977	
Due to Dematerialization						
At the end of the year	7,385,762	39,414,238	46800000	46,800,000	46,800,000	
Preference shares						

At the beginning of the year	0	0	0	0	0	
Increase during the year	0	0	0	0	0	0
i. Issues of shares	0	0	0	0	0	0
ii. Re-issue of forfeited shares	0	0	0	0	0	0
iii. Others, specify						
Decrease during the year	0	0	0	0	0	0
i. Redemption of shares	0	0	0	0	0	0
ii. Shares forfeited	0	0	0	0	0	0
iii. Reduction of share capital	0	0	0	0	0	0
iv. Others, specify						
At the end of the year	0	0	0	0	0	

ISIN of the equity shares of the company

INE653C01022

(ii) Details of stock split/consolidation during the year (for each class of shares)

0

Class of shares		(i)	(ii)	(iii)
Before split / Consolidation	Number of shares			
	Face value per share			
After split / Consolidation	Number of shares			
	Face value per share			

(iii) Details of shares/Debentures Transfers since closure date of last financial year (or in the case of the first return at any time since the incorporation of the company) *

Nil

[Details being provided in a CD/Digital Media]

Yes No Not Applicable

Separate sheet attached for details of transfers

Yes No

Note: In case list of transfer exceeds 10, option for submission as a separate sheet attachment or submission in a CD/Digital Media may be shown.

Date of the previous annual general meeting	<input type="text"/>
---	----------------------

Date of registration of transfer (Date Month Year)	<input type="text"/>
--	----------------------

Type of transfer	<input type="text"/>	1 - Equity, 2- Preference Shares,3 - Debentures, 4 - Stock
------------------	----------------------	--

Number of Shares/ Debentures/ Units Transferred	<input type="text"/>	Amount per Share/ Debenture/Unit (in Rs.)	<input type="text"/>
---	----------------------	---	----------------------

Ledger Folio of Transferor	<input type="text"/>
----------------------------	----------------------

Transferor's Name	<input type="text"/>	<input type="text"/>	<input type="text"/>
	Surname	middle name	first name

Ledger Folio of Transferee	<input type="text"/>
----------------------------	----------------------

Transferee's Name	<input type="text"/>	<input type="text"/>	<input type="text"/>
	Surname	middle name	first name

Date of registration of transfer (Date Month Year)	<input type="text"/>
--	----------------------

Type of transfer	<input type="text"/>	1 - Equity, 2- Preference Shares,3 - Debentures, 4 - Stock
------------------	----------------------	--

Number of Shares/ Debentures/ Units Transferred	<input type="text"/>	Amount per Share/ Debenture/Unit (in Rs.)	<input type="text"/>
---	----------------------	---	----------------------

Ledger Folio of Transferor		<input type="text"/>		
Transferor's Name	<input type="text"/>	<input type="text"/>	<input type="text"/>	
	Surname	middle name	first name	
Ledger Folio of Transferee		<input type="text"/>		
Transferee's Name	<input type="text"/>	<input type="text"/>	<input type="text"/>	
	Surname	middle name	first name	

(iv) *Debentures (Outstanding as at the end of financial year)

Particulars	Number of units	Nominal value per unit	Total value
Non-convertible debentures	0	0	0
Partly convertible debentures	0	0	0
Fully convertible debentures	0	0	0
Total			0

Details of debentures

Class of debentures	Outstanding as at the beginning of the year	Increase during the year	Decrease during the year	Outstanding as at the end of the year
Non-convertible debentures	0	0	0	0
Partly convertible debentures	0	0	0	0
Fully convertible debentures	0	0	0	0

(v) Securities (other than shares and debentures)

0

Type of Securities	Number of Securities	Nominal Value of each Unit	Total Nominal Value	Paid up Value of each Unit	Total Paid up Value
Total	<input type="text"/>		<input type="text"/>		<input type="text"/>

V. *Turnover and net worth of the company (as defined in the Companies Act, 2013)

(i) Turnover

336,073,000

(ii) Net worth of the Company

449,512,000

VI. (a) *SHARE HOLDING PATTERN - Promoters

S. No.	Category	Equity		Preference	
		Number of shares	Percentage	Number of shares	Percentage
1.	Individual/Hindu Undivided Family				
	(i) Indian	2,272,010	4.85	0	
	(ii) Non-resident Indian (NRI)	0	0	0	
	(iii) Foreign national (other than NRI)	0	0	0	
2.	Government				
	(i) Central Government	0	0	0	
	(ii) State Government	0	0	0	
	(iii) Government companies	12,100,000	25.84	0	
3.	Insurance companies	0	0	0	
4.	Banks	0	0	0	
5.	Financial institutions	0	0	0	
6.	Foreign institutional investors	0	0	0	
7.	Mutual funds	0	0	0	
8.	Venture capital	0	0	0	
9.	Body corporate (not mentioned above)	16,791,552	35.86	0	
10.	Others	0	0	0	
	Total	31,163,562	66.55	0	0

Total number of shareholders (promoters)

14

(b) *SHARE HOLDING PATTERN - Public/Other than promoters

S. No.	Category	Equity		Preference	
		Number of shares	Percentage	Number of shares	Percentage

1.	Individual/Hindu Undivided Family				
	(i) Indian	11,986,040	25.6	0	
	(ii) Non-resident Indian (NRI)	20,470	0.04	0	
	(iii) Foreign national (other than NRI)	0	0	0	
2.	Government				
	(i) Central Government	0	0	0	
	(ii) State Government	0	0	0	
	(iii) Government companies	0	0	0	
3.	Insurance companies	0	0	0	
4.	Banks	361,000	0.77	0	
5.	Financial institutions	0	0	0	
6.	Foreign institutional investors	0	0	0	
7.	Mutual funds	0	0	0	
8.	Venture capital	0	0	0	
9.	Body corporate (not mentioned above)	2,658,004	5.68	0	
10.	Others IEPF	630,394	1.35	0	
	Total	15,655,908	33.44	0	0

Total number of shareholders (other than promoters)

8,770

**Total number of shareholders (Promoters+Public/
Other than promoters)**

8,784

**VII. *NUMBER OF PROMOTERS, MEMBERS, DEBENTURE HOLDERS
(Details, Promoters, Members (other than promoters), Debenture holders)**

Details	At the beginning of the year	At the end of the year
Promoters	13	14
Members (other than promoters)	9,037	8,770
Debenture holders	0	0





VIII. DETAILS OF DIRECTORS AND KEY MANAGERIAL PERSONNEL

(A) *Composition of Board of Directors

Category	Number of directors at the beginning of the year		Number of directors at the end of the year		Percentage of shares held by directors as at the end of year	
	Executive	Non-executive	Executive	Non-executive	Executive	Non-executive
A. Promoter	1	5	1	5	0	0
B. Non-Promoter	0	6	0	6	0	0
(i) Non-Independent	0	0	0	0	0	0
(ii) Independent	0	6	0	6	0	0
C. Nominee Directors representing	0	0	0	0	0	0
(i) Banks & FIs	0	0	0	0	0	0
(ii) Investing institutions	0	0	0	0	0	0
(iii) Government	0	0	0	0	0	0
(iv) Small share holders	0	0	0	0	0	0
(v) Others	0	0	0	0	0	0
Total	1	11	1	11	0	0

Number of Directors and Key managerial personnel (who is not director) as on the financial year end date 14

(B) (i) *Details of directors and Key managerial personnel as on the closure of financial year

Name	DIN/PAN	Designation	Number of equity share(s) held	Date of cessation (after closure of financial year : If any)
NANDINI CHAKRAVORTI 	01281290	Nominee director	0	20/06/2022
VANDANA YADAV	02202329	Nominee director	0	
RITENDRA NARAYAN 	05119676	Nominee director	0	
DIPANKAR CHATTERJEE 	00031256	Director	0	
SUJIT KUMAR PODDA 	00041438	Director	0	
ANAND CHATRATH	00234885	Director	0	
TAPAN CHAKI	00235340	Director	0	

Name	DIN/PAN	Designation	Number of equity share(s) held	Date of cessation (after closure of financial year : If any)
NAYANTARA PALCHO	00581440	Director	0	
VIJAY DEWAN	00051164	Director	0	
ASHOK BANERJEE	06884670	Nominee director	0	
SWATI GAUTAM	00948430	Nominee director	0	
ABHIJIT DUTTA	00233374	Managing Director	0	
RAHUL MITRA	ANSPM8392E	Company Secretary	0	
PANKAJ KUMAR ROY	AGRPR4348H	CFO	0	

(ii) Particulars of change in director(s) and Key managerial personnel during the year

3

Name	DIN/PAN	Designation at the beginning / during the financial year	Date of appointment/ change in designation/ cessation	Nature of change (Appointment/ Change in designation/ Cessation)
VIJAY DEWAN	00051164	Additional director	29/09/2021	Change in designation
KAUSHIK BHATTACHA	08696374	Nominee director	11/02/2022	Cessation
RITENDRA NARAYAN	05119676	Nominee director	11/02/2022	Appointment

IX. MEETINGS OF MEMBERS/CLASS OF MEMBERS/BOARD/COMMITTEES OF THE BOARD OF DIRECTORS

A. MEMBERS/CLASS /REQUISITIONED/NCLT/COURT CONVENED MEETINGS

Number of meetings held

1

Type of meeting	Date of meeting	Total Number of Members entitled to attend meeting	Attendance	
			Number of members attended	% of total shareholding
ANNUAL GENERAL MEETI	29/09/2021	89,150	46	21

B. BOARD MEETINGS

*Number of meetings held

5

S. No.	Date of meeting	Total Number of directors associated as on the date of meeting	Attendance	
			Number of directors attended	% of attendance
1	29/06/2021	12	11	91.67

S. No.	Date of meeting	Total Number of directors associated as on the date of meeting	Attendance	
			Number of directors attended	% of attendance
2	13/08/2021	12	12	100
3	12/11/2021	12	11	91.67
4	24/12/2021	12	9	75
5	11/02/2022	12	11	91.67

C. COMMITTEE MEETINGS

Number of meetings held

14

S. No.	Type of meeting	Date of meeting	Total Number of Members as on the date of the meeting	Attendance	
				Number of members attended	% of attendance
1	AUDIT COMM	29/06/2021	3	3	100
2	AUDIT COMM	13/08/2021	3	3	100
3	AUDIT COMM	12/11/2021	3	3	100
4	AUDIT COMM	11/02/2022	3	3	100
5	NOMINATION	10/08/2021	4	4	100
6	NOMINATION	21/12/2021	4	4	100
7	NOMINATION	09/02/2022	4	4	100
8	CORPORATE	09/02/2022	5	4	80
9	STAKEHOLDER	10/08/2021	3	3	100
10	STAKEHOLDER	07/10/2021	3	3	100

D. *ATTENDANCE OF DIRECTORS

S. No.	Name of the director	Board Meetings			Committee Meetings			Whether attended AGM held on (Y/N/NA)
		Number of Meetings which director was entitled to attend	Number of Meetings attended	% of attendance	Number of Meetings which director was entitled to attend	Number of Meetings attended	% of attendance	
1	NANDINI CHA	5	4	80	0	0	0	
2	VANDANA YA	5	1	20	0	0	0	

3	RITENDRA N	1	1	100	0	0	0	
4	DIPANKAR CI	5	4	80	6	5	83.33	
5	SUJIT KUMAF	5	5	100	11	11	100	
6	ANAND CHAT	5	5	100	13	13	100	
7	TAPAN CHAK	5	5	100	14	14	100	
8	NAYANTARA	5	5	100	7	7	100	
9	VIJAY DEWAI	5	5	100	3	1	33.33	
10	ASHOK BANE	5	4	80	0	0	0	
11	SWATI GAUT.	5	5	100	0	0	0	
12	ABHIJIT DUT	5	5	100	3	3	100	

X. *REMUNERATION OF DIRECTORS AND KEY MANAGERIAL PERSONNEL

Nil

Number of Managing Director, Whole-time Directors and/or Manager whose remuneration details to be entered

1

S. No.	Name	Designation	Gross Salary	Commission	Stock Option/ Sweat equity	Others	Total Amount
1	ABHIJIT DUTTA	MANAGING DIR +	4,130,000	0	0	0	4,130,000
	Total		4,130,000	0	0	0	4,130,000

Number of CEO, CFO and Company secretary whose remuneration details to be entered

2

S. No.	Name	Designation	Gross Salary	Commission	Stock Option/ Sweat equity	Others	Total Amount
1	MR. RAHUL MITRA +	COMPANY SEC +	1,277,000	0	0	0	1,277,000
2	MR.PANKAJ KUMA +	CFO	1,131,000	0	0	0	1,131,000
	Total		2,408,000	0	0	0	2,408,000

Number of other directors whose remuneration details to be entered

12

S. No.	Name	Designation	Gross Salary	Commission	Stock Option/ Sweat equity	Others	Total Amount
1	NANDINI CHAKRA +	Nominee Direct +	0	0	0	60,000	60,000
2	VANDANA YADAV	Nominee Direct +	0	0	0	15,000	15,000
3	KAUSHIK BHATTA +	Nominee Direct +	0	0	0	60,000	60,000

S. No.	Name	Designation	Gross Salary	Commission	Stock Option/ Sweat equity	Others	Total Amount
4	RITENDRA NARAYAN	Nominee Director	0	0	0	15,000	15,000
5	DIPANKAR CHATTERJEE	Director	0	0	0	135,000	135,000
6	SUJIT KUMAR POLY	Director	0	0	0	225,000	225,000
7	ANAND CHATRAPATI	Director	0	0	0	255,000	255,000
8	TAPAN CHAKI	Director	0	0	0	270,000	270,000
9	VIJAY DEWAN	Director	0	0	0	90,000	90,000
10	SWATI GAUTAM	Nominee Director	0	0	0	75,000	75,000
11	ASHOK BANERJEE	Nominee Director	0	0	0	60,000	60,000
12	NAYANTARA PALCHANDI	Director	0	0	0	120,000	120,000
	Total		0	0	0	1,380,000	1,380,000

XI. MATTERS RELATED TO CERTIFICATION OF COMPLIANCES AND DISCLOSURES

* A. Whether the company has made compliances and disclosures in respect of applicable provisions of the Companies Act, 2013 during the year Yes No

B. If No, give reasons/observations

XII. PENALTY AND PUNISHMENT - DETAILS THEREOF

(A) DETAILS OF PENALTIES / PUNISHMENT IMPOSED ON COMPANY/DIRECTORS /OFFICERS Nil

Name of the company/ directors/ officers	Name of the court/ concerned Authority	Date of Order	Name of the Act and section under which penalised / punished	Details of penalty/ punishment	Details of appeal (if any) including present status

(B) DETAILS OF COMPOUNDING OF OFFENCES Nil

Name of the company/ directors/ officers	Name of the court/ concerned Authority	Date of Order	Name of the Act and section under which offence committed	Particulars of offence	Amount of compounding (in Rupees)

XIII. Whether complete list of shareholders, debenture holders has been enclosed as an attachment

Yes No

XIV. COMPLIANCE OF SUB-SECTION (2) OF SECTION 92, IN CASE OF LISTED COMPANIES

In case of a listed company or a company having paid up share capital of Ten Crore rupees or more or turnover of Fifty Crore rupees or more, details of company secretary in whole time practice certifying the annual return in Form MGT-8.

Name

P.V.SUBRAMANIAN

Whether associate or fellow

Associate Fellow

Certificate of practice number

2077

I/We certify that:

(a) The return states the facts, as they stood on the date of the closure of the financial year aforesaid correctly and adequately.

(b) Unless otherwise expressly stated to the contrary elsewhere in this Return, the Company has complied with all the provisions of the Act during the financial year.

Declaration

I am Authorised by the Board of Directors of the company vide resolution no. ... dated

(DD/MM/YYYY) to sign this form and declare that all the requirements of the Companies Act, 2013 and the rules made thereunder in respect of the subject matter of this form and matters incidental thereto have been complied with. I further declare that:

1. Whatever is stated in this form and in the attachments thereto is true, correct and complete and no information material to the subject matter of this form has been suppressed or concealed and is as per the original records maintained by the company.
2. All the required attachments have been completely and legibly attached to this form.

Note: Attention is also drawn to the provisions of Section 447, section 448 and 449 of the Companies Act, 2013 which provide for punishment for fraud, punishment for false statement and punishment for false evidence respectively.

To be digitally signed by

Director

DIN of the director

00233374

To be digitally signed by

Company Secretary

Company secretary in practice

Membership number

20714

Certificate of practice number

Attachments

- 1. List of share holders, debenture holders
- 2. Approval letter for extension of AGM;
- 3. Copy of MGT-8;
- 4. Optional Attachment(s), if any

Attach
Attach
Attach
Attach

List of attachments

--

Remove attachment

Modify

Check Form

Prescrutiny

Submit

This eForm has been taken on file maintained by the Registrar of Companies through electronic mode and on the basis of statement of correctness given by the company